
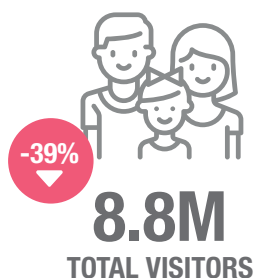


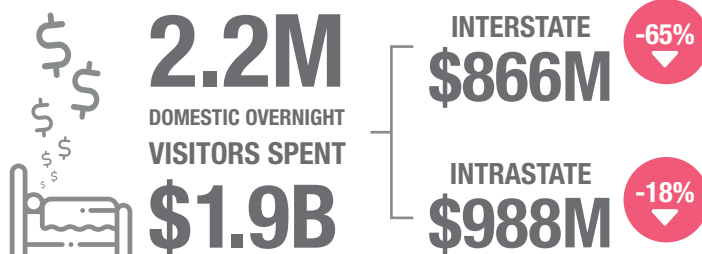
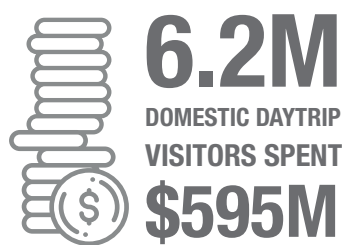
DESTINATION

GOLDCOAST.



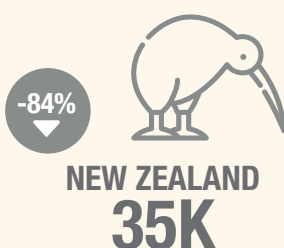

2020 DESTINATION SNAPSHOT



VISITORS SPENT MORE THAN... **\$2.7B** **\$2.4B DOMESTIC** **\$272M INTERNATIONAL**



TOP 5 INTERNATIONAL SOURCE MARKETS



BUSINESS EVENTS* (PRIOR TO COVID-19)

1,579 MEETINGS & CONVENTIONS



193,382 DELEGATES

\$570M ECONOMIC IMPACT



1. Tourism Research Australia, International & National Visitor Surveys, December 2020. Note: International Visitor Survey ceased collection in March 2020 – figures since that date are estimates based on passenger figures.

2. Gold Coast Airport data, 2020.

3. *Queensland Business Events Survey (QBES) 2018-19, compiled by Queensland Treasury for Tourism and Events Queensland. Due to a change in reporting methodology, meeting & conventions and delegate data does not include unidentified incentive data. Economic Impact include unidentified incentive data.